



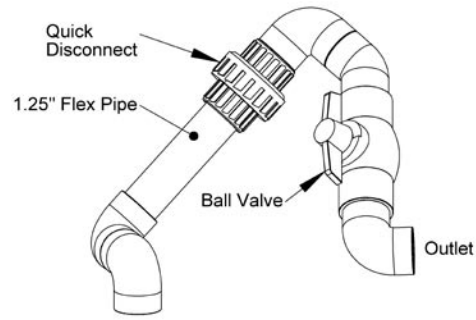
Pump Discharges (Flexible)

PDS-EDF-1.25, PDS-EDF-1.5, PDS-EDF-2.0

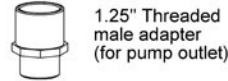
PDS-EDF-1.25-D, PDS-EDF-1.5-D, PDS-EDF-2.0-D

Features

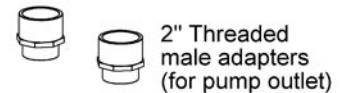
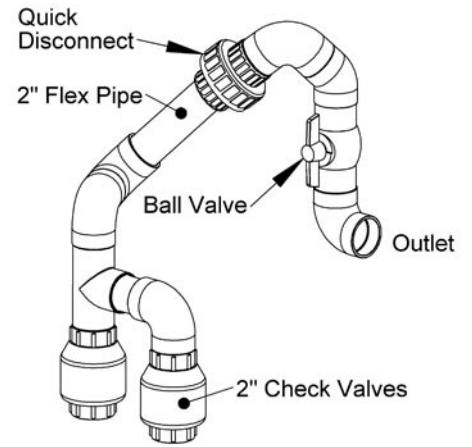
- Ideal for effluent, sewage or high head turbine pump applications
- Pre-assembled for quick installation
- Newly designed for easier STEP system maintenance
- Includes flex tubing for easy installation and maintenance



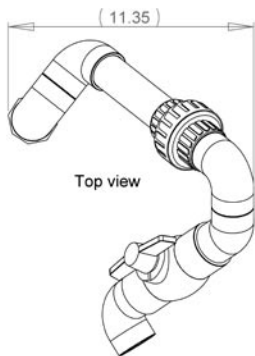
1.25" Single discharge



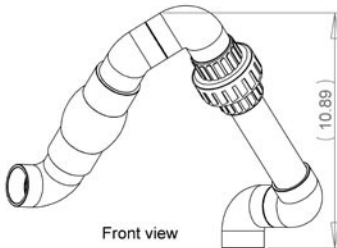
2" Dual discharge



1.25" Single discharge



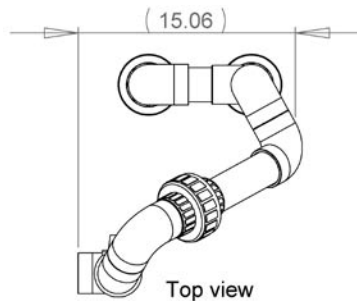
Top view



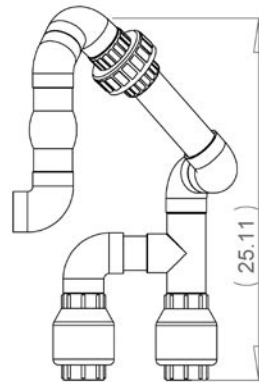
Front view



2" Dual discharge



Top view



Front view



Materials Pipe

- SCH 40 PVC
- PVC flex tubing

Ball valve

- PVC plastic
- Double block, full port design
- Slip/slip hubs

Check valve

- PVC plastic swing type (duplex model only)

Fittings

- SCH 40 PVC threaded/slip adapter
- SCH 40 PVC slip/slip adapter

Warranty for Defects in Material and Workmanship

- 1 Year

AutoCad dwg files at www.quanics.net